

2004 Alpenlite Limited



America's Premium Truck Camper



EXPERIENCE THE OUTDOORS IN COMFORT AND

SANTA FE 1150 • Cedar Ridge Interior shown with standard Dinette Slideout Room, PPG® GL-20 Solar Privacy Torque Windows, optional Dinette Skylight and Microwave Oven.



SARATOGA 935

Sea & Sand Interior shown with Air Conditioner, TV Antenna, Dinette Skylight and Fan-Tastic® Fan options.



SANTA FE 1150 GALLEY

Cedar Ridge Interior shown with standard Karadon® Split Sink Covers, Solid Residential Hardwood Cabinet Doors and optional Microwave Oven.



New for 2004! All galleys feature Karadon® Solid Surface countertops with an integrated backsplash and undermounted stainless steel sink. Just like a fine home!

A sealed burner high-output range with oven completes this stylish, roomy and durable work area.

While there are many truck campers on the road today, very few are built to the standards of an Alpenlite. That's because when it comes to real experience, few companies can match Western Recreational Vehicles, Inc. For over 32 years, we've been building high quality truck campers expressly designed for quick family getaways, cross-country touring or off-the-beaten path adventures.

The 2004 Alpenlite Limited offers the ultimate in truck camper innovation. Its aircraft quality welded aluminum frame, superior closed cell block foam insulation and rugged Lampro® gelcoated high gloss exterior affords superior insulation and strength without the bulk. Standard features in each of our eight Limited Series models include PPG® GL-20 Solar Privacy Windows with standard torque feature for improved interior comfort and ventilation, a Kenwood® AM/FM compact disc stereo providing a rich clear sound, and fully enclosed and insulated holding tanks allowing all season capabilities. Four dry bath floor plans are available featuring separate shower and toilet areas, a large basement storage area with sliding storage tray and unmatched fluid capacities. Three floor plans are also available with a Power Gear® rack and pinion driven dinette slideout room that adds approximately 32 cubic feet of living space at the push of a button!

The Alpenlite Limited gives new meaning to truck camper comfort and convenience. Additional standard features include a Wedgewood® sealed burner high-output range with oven, a Bodyrest® deluxe innerspring mattress with a quilted designer mattress cover and Flexsteel® seating with residential quality fabrics and premium foam. Solid hardwood raised panel cabinet doors in a Western Maple wood tone, with incredibly strong face frame screwed and glued cabinetry complement the interior. Our engineers have placed abundant storage areas where you need them.

CHEYENNE 950 • Chestnut Interior shown with Dinette Skylight, Air Conditioner, Shower Skylight, Microwave Oven and Fan-Tastic® Fan options.



Abundant wardrobe storage, like in the new Saratoga models (pictured) has always been an Alpenlite priority.



Flexsteel® Premium Residential style furniture, like our Roll-Over-Lounge (pictured) provide quality, comfort and is backed by a Limited Lifetime Warranty.



Roomy, Comfortable Bath Areas.

A unique residential style "dry" bathroom (left) is available in four models offering a one-piece shower/bath tub area with shower seat and item shelf, plenty of storage and a Karadon® Solid Surface countertop with stainless steel sink. The Saratoga 930 and 935 bathroom (right) is full seamless fiberglass for easy maintenance and is one of the largest in any camper.

2004 Alpenlite Limited



QUALITY CONSTRUCTION!



Alpenlite chooses and utilizes only superior materials that have exceeded our high standards. But, just don't take our word for it. Alpenlite was chosen as a Best Buy by "Consumer Digest" magazine. An unbiased testimonial to prove our point.



1. Extra thick laminated and vacuum bonded crowned roof.

- Greater "R" value than equal fiberglass batt insulated roof.
- Highest strength to weight ratio available in the industry.
- Backed by "5" Year Limited Structural Warranty. • Crowned ceiling design allows for rapid watershed.

2. Lampro® high gloss gelcoated exterior surface.

- 68% Greater surface hardness than competing materials (barcol hardness). • 50% Thicker for higher tensile strength (4032 PSI) & bending strength (9860 PSI). • High gloss gelcoated surface for increased gloss levels (110 units), higher reflectivity values and greater insulation. • Automotive appearance & style.
- Less heat/cold transfer than metal siding.

3. PPG® GL-20 Solar Privacy Glass.

- Blocks 82% of the sun's infrared energy - the prime cause of heat discomfort. • Allows glare-free viewing in the daytime and at night.
- Automotive look neutral charcoal-gray color.

4. Polystyrene block foam insulation in all structural components.

- Allows for 100% bond line needed for required strength and longevity. • Lowers thermal linear expansion. • Greater "R" value than equal fiberglass batt insulated parts and won't shift or compact.

5. Moisture cured urethane adhesive application.

- Custom designed Morton® adhesive creates increased shear strength. • Computer controlled for consistent 100% repeatable bond line. • 237% less thermal linear expansion versus the competitions unsupported fiberglass panels.

6. Dicor Brite-Tek® seamless Thermal Polyolefin (TPO) roof membrane

- Reduces weight while requiring less maintenance than metal roofs.
- Provides unmatched energy efficiency and less thermal heat absorption/expansion found in other roofing materials.
- 100% Surface bond allows you to walk on the roof without pulling seal away from vents typical to other applications. • Backed by industry leading "12" Year Limited Warranty.

7. Complete welded aircraft quality 6005 T—5 aluminum tube body frame construction.

- Aluminum eliminates cracking, warping, rotting or splitting of wood framed parts. • Mitered and welded corners create the strongest joint available (no staples or screws to work loose over time).
- Aluminum tubing is 17% lighter than wood while maintaining higher mechanical properties and tensile strength. • Aluminum alloy & profiles custom designed for strength & weight savings.

8. Lower Body.

- Fiberglass lower front wall for protection and weather tightness.
- Vinyl sealed underbelly w/solid metal corner mouldings and recessed screws to protect truck bed. • Fully vacuum bonded and block foam insulated.

FIVE-YEAR LIMITED WARRANTY

All of us at Western Recreational Vehicles, Inc., appreciate the interest you have taken in our popular Alpenlite Truck Campers. Please know we are truly committed to your ultimate satisfaction as evidenced in every aspect of Alpenlite manufacturing. From start to finish, Alpenlite construction is precisely planned utilizing superior materials and innovative construction techniques not found in other campers. Thus, we confidently back every 2004 Alpenlite Truck Camper with a transferable, 5-year Limited Structural Warranty. Consult your authorized Alpenlite dealer or Western Recreational Vehicles, Inc., for all the warranty details and benefits of this reassuring industry-leading warranty coverage.



Western RV is proud of the meticulous attention to detail in its innovative construction techniques. Each Alpenlite Truck Camper is built in our state-of-the-art Yakima, Washington, factory to the industry's highest standards. Our construction methods and design work are regularly inspected and certified by both industry and government agencies. Our Engineering and Research & Development staff work closely with all outside suppliers to assure that exact specifications are achieved and maintained. 33 years of precise design engineering, meticulous detail and proven innovative construction methods, combine to make the Alpenlite more than meets the eye.



3 Tier Vacuum Table

Pioneered by Western RV more than 17 years ago, computer controlled vacuum bond laminated construction is incredibly strong yet lightweight. This method eliminates all trapped air in the body structure which creates a complete and secure bond. All structural components use this process.



Crowned Roof

Our unique roof construction features a vacuum bonded roof and seamless Thermal Polyolefin (TPO) sheeting specifically crowned for water drainage. Thermal Polyolefin (TPO) has a unique backing that absorbs adhesives for the most secure bonding and is warranted for 12 years.



Storage and Weather Protection

A locking, weather proof storage compartment holds just about anything. Fishing poles, water skis and other bulky items are no problem and is standard on all models. Two seals protect the slideout room. Rear and side awnings are optional on all models.



Slideout Room

Features a weather protected Power Gear® rack and pinion slide mechanism for years of trouble free use vs. exposed track and chain drive systems. A superior capped edge exterior design creates a sleeker appearance. No travel locks to engage or disengage. See floor plans for availability.



Facing Booth Style Dinette/Bed

This spacious dinette easily converts for nighttime comfort. Specially designed Flexsteel® cushions create a comfortable and roomy seating area. Available on selected floor plans.



TV Cabinet/Shelf

Each model features either a shelf or cabinet to accommodate up to a 13" TV conveniently located for viewing from the dinette or sleeper area. Steel strips are bonded into the ceiling and walls to increase the strength of all cabinet attachment points.



Wireless Remote Control Electric Jacks

Allows you to raise and lower your camper with fingertip ease. Unlike hardwired models, Alpenlite's wireless remote allows full movement and view around the camper for safety. Optional on all models.



Solar Privacy Torque Windows

PPG® GL-20 glass adds privacy while cooling the interior. The standard torque windows (pictured) provide increased ventilation during inclement weather.



Flexsteel® Extended Footrest and Roll-Over Lounge

Steel frame, residential quality and comfort. Extended footrest is a camper first! See floor plans for availability.



Outdoor Shower/Waste Tank Flush

The cleanup is easy! Exterior waste tank flush inlet cleans your tank and eliminates the mess of dragging a dripping hose into your camper.



Generator

Onan® reliability. Latest technology provides fuel efficiency with enough power to run an air conditioner and microwave simultaneously. Optional. (n/a 800, 850)



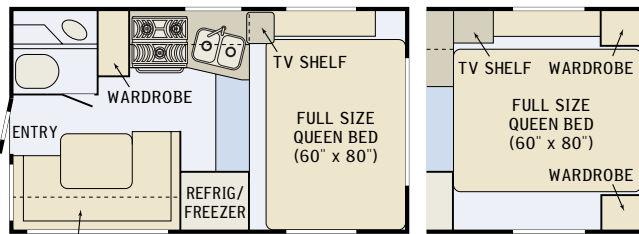
Dual Batteries

All models feature a separate compartment for housing two high-capacity batteries. Siemens® Solar Panel w/regulator option available. Extended stay camping is no problem!



2004 FLOOR PLANS

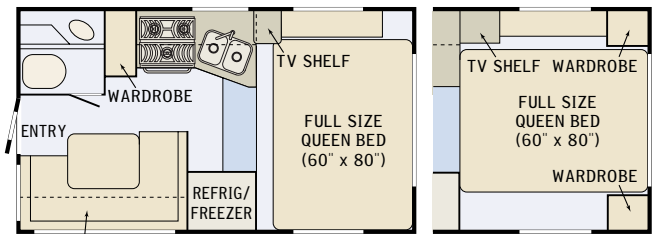
8' Laramie 800



FOLD DOWN BUNK/OVERHEAD STORAGE
Designed for full-size short bed trucks. Roomy bath with separate black & gray water holding tanks, standard insulated waste water tank enclosure and rear bumper with two-position folding entry step.

Optional Extended Cabover

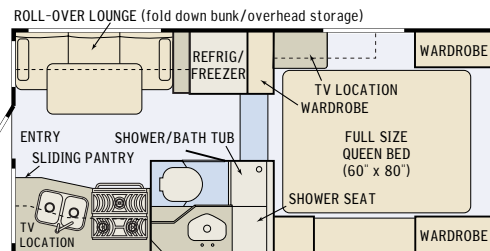
8' Cimarron 850



FOLD DOWN BUNK/OVERHEAD STORAGE
All the features you want in a lightweight upscale package. Our value leader!

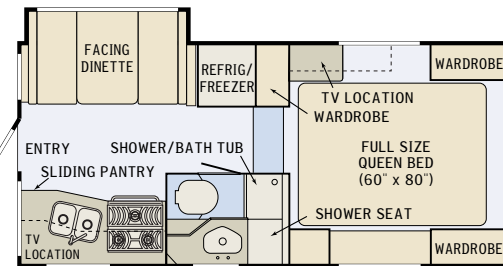
Optional Extended Cabover

9' Cheyenne 900



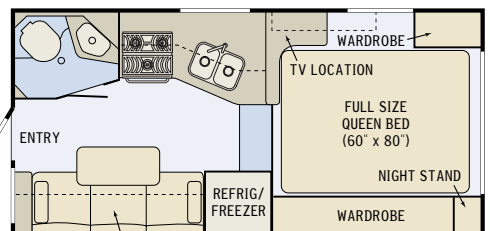
Exclusive residential style dry bath and large kitchen work area with Karadon® Solid Surface, 2 TV locations and basement storage area. Available optional generator and Flexsteel® extended footrest.

9' Cheyenne 950



Dinette slideout room w/facing dinette, residential style dry bath, large kitchen work area, 2 TV locations, 3 wardrobes and basement storage area. Available optional generator.

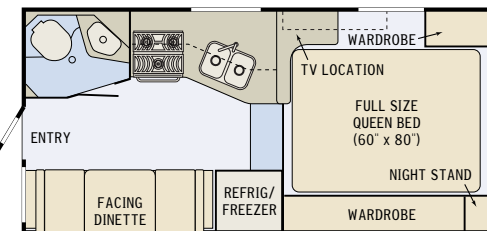
9' Saratoga 930



ROLL-OVER LOUNGE (fold down bunk/overhead storage)
Designed exclusively for heavy-duty full-size short bed trucks. Full-featured with a basement storage area, oversized bath area and standard Flexsteel® Roll-Over-Lounge. Generator optional.

New for 2004!

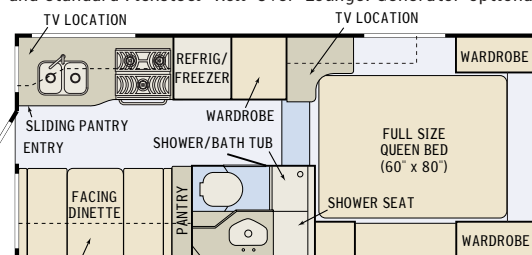
9' Saratoga 935



A facing dinette slideout room, basement storage area, high volume wardrobe storage and comfortable bath area in our roomiest camper available for heavy-duty short bed trucks. Generator optional.

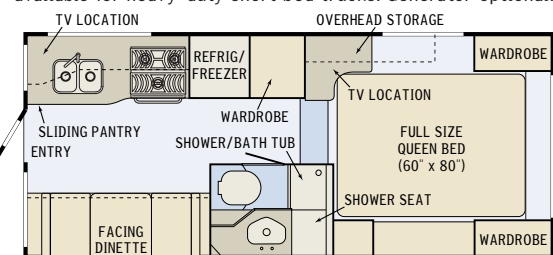
New for 2004!

11' Santa Fe 1100



FOLD DOWN BUNK/OVERHEAD STORAGE
This exclusive model features a center dry bath with tub and shower seat area, a basement storage area and high capacity heated and enclosed fluid tanks. Also available with optional generator.

11' Santa Fe 1150



Bedroom and living area TV locations, center dry bath w/tub and shower seat area, dinette slideout room, basement storage area and Karadon® Solid Surface vanity and galley countertops make this a best seller! Also available with optional generator.

2004 WEIGHTS AND MEASURES

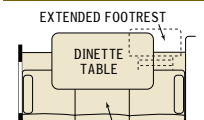
	LARAMIE 800	CIMARRON 850	CHEYENNE 900	CHEYENNE 950	SARATOGA 930	SARATOGA 935	SANTA FE 1100	SANTA FE 1150
Exterior length (overall)	14'11"	14'11"	18'10"	18'10"	17'11"	17'11"	20'2"	20'2"
Exterior width	7'8"	7'8"	8'1"	8'1"	8'1"	8'1"	8'1"	8'1"
Exterior width (with slideout)	n/a	n/a	n/a	9'6"	n/a	9'6"	n/a	9'6"
Exterior height (including roof rack)	6'11 1/2"	6'11 1/2"	8'1"	8'1"	8'1"	8'1"	8'1"	8'1"
Interior height (at living area)	6'8"	6'8"	6'6"	6'6"	6'6"	6'6"	6'6"	6'6"
Floor length	8'6"	8'6"	9'10"	9'10"	9'4"	9'4"	11'4 1/2"	11'4 1/2"
Center of balance ♦	43 1/2" †	62" †	51"	50"	●	39"	46"	46"
Dry weight (lbs.) X	2,271	2,104	3,114	3,238	●	3,013	3,290	3,363
L.P.G. capacity (gallons)	10	10	10	10	10	10	10	10
Water heater capacity (gallons)	6	6	6	6	6	6	6	6
Fresh water tank (gallons)	33	33	33	33	35	35	35	35
Grey water tank (gallons)	16	10	33	33	25	25	34	34
Black water tank (gallons)	12	10▲	38	38	25	25	35	35

X = Dry weights are based on standard models and do not include options. Please consult your truck manufacturers load recommendations prior to purchase.

▲ = Shower waste water drains into toilet holding tank. ♦ = Measured from rear of truck bed forward. ● = Not available at press time. Please consult WRV or your dealer for details.

† = 800 w/Extended Cabover subtract 1', 850 w/Extended Cabover add 3'.

**Flexsteel®
Extended
Footrest and
Roll-Over
Lounge Option**



EXTENDED FOOTREST
FOLD DOWN BUNK/STORAGE ABOVE
Roll-Over Lounge option available 1100 only, standard on 900 and 930. Extended Footrest available 900 and 930 with standard Roll-Over Lounge and 1100 with Roll-Over Lounge option.

FEATURES AND OPTIONS

Construction

5 year Limited Structural Warranty
45 deg. MIG welded 6005 T-5 aircraft quality aluminum tube structure
Lampro® high-gloss gelcoated fiberglass exterior w/luan reinforcement
2lb. density polystyrene closed cell block foam insulation
Vacubond laminated ceiling w/block foam insulation
Vacubond laminated sleeper floor w/block foam insulation
Vacubond laminated sidewalls, floor and offsets w/block foam insulation
Dicor Brite-Tek® one-piece Thermal Polyolefin (TPO) roofing membrane w/12-year Limited Warranty
Seamless fiberglass sidewalls and rear wall for strength and weather tightness
Seamless one-piece fiberglass lower front wall for protection and weather tightness
Laminated gelcoated fiberglass front nose wrap
Double sealant process throughout
Solid metal corner mouldings w/recessed screws
Drip rails, both sidewalls, w/down spouts at front and rear to minimize “black streaking”
Vinyl sealed underbelly w/solid metal corner mouldings and recessed screws to protect truck bed
PowerGear® slideout, blade and bulb seals (935, 950, 1150 only)

Safety

Rear bumper w/dual position folding step (n/a 850)
Atwood Protechtor® LPG leak detector and alarm
Carbon monoxide detector and alarm
Smoke detector and alarm
First Alert® fire extinguisher
Black framed radius safety glass windows
Rear magnifier back-up window w/nighttime privacy shade
Dead bolt entry lock
24” powder coated entry grab bar
Powder coated formed steel tie down brackets
Bedroom skylight escape hatch
Interior switched porch and security lights
GFCI protected 110V electric receptacles

Bathroom

Seamless full height fiberglass shower stall w/tub, shower seat and item shelf (n/a 800, 850)
Seamless full height one-piece fiberglass bathroom and shower area (930, 935 only)
Fiberglass shower stall (800, 850 only)
Large vanity sink
Karadon® one-piece solid surface vanity countertop with backsplash and undermounted stainless steel sink (n/a 800, 850, 930, 935)
Shower skylight (std. 800, 850 only; opt. other models)
Thetford® fresh water flush toilet
Raised toilet pedestal for comfort
Ducted heat (n/a 800, 850)
Telephone style showerhead w/water saving on/off feature
GFCI protected 110V electric receptacle (n/a 800, 850, 930, 935)
Large under sink storage area
Medicine cabinet w/locking mirrored door
Mildew resistant vinyl shower curtain w/tie back
Towel bar
Screened ceiling vent w/power exhaust fan

Plumbing & Electrical

30 amp service w/attached 25 foot electrical cord and locking cord storage
Suburban® 6 gallon auto re-light water heater
Shurflo® water pump w/in-line filter
Enclosed & insulated holding tanks for all season capabilities
Weld-A-Flush® waste tank flush system

Plumbing & Electrical (continued)

Liquid waste hose carrier
Enclosed and insulated dump valve system
Insulated fresh water tank
Low point fresh water drains
Outside shower w/residential dual control
Water heater by-pass
Manchester® dual 5 gallon LPG tanks w/sight gauges
Marshall® automatic changeover LPG regulator
Seamless and insulated poly LPG compartment
Iota® 12 volt converter/battery charger
Locking seamless and insulated poly battery compartment
Dual battery compartment w/battery hold downs
Pre-wired for Atwood® electric jacks w/plugs installed (push button or remote)
Pre-wired for telephone w/exterior and interior jacks
Pre-wired for roof air conditioner
Pre-wired for Fan-tastic® fan
Pre-wired for Cable TV / Satellite Dish / TV Antenna
Pre-wired for Solar Panel
License plate light/holder (holder only - 850)
110V patio receptacle
110V convenience outlets w/GFCI protection
Integrated systems monitor panel w/batt. cond., fluid level and “water pump on” indicator
12 volt power disconnect switch

Galley

Dometic® 3-way 6-cubic ft. double door refrigerator/freezer (n/a 800, 850)
Dometic® 3-way 4-cubic ft. refrigerator/freezer (800, 850 only)
Wedgewood® sealed 3-burner high-output range
Bi-fold range top cover
Range hood w/exhaust fan & light
Wedgewood® oven w/igniter
Sliding Pantry with adjustable storage baskets (n/a 800, 850, 930, 935)
Easy clean vinyl covered Euro Drawers w/residential grade metal roller guides
Karadon® custom one-piece solid surface countertop
Single lever control residential style sink faucet
Karadon® Solid Surface split sink covers
Sliding dinette table w/table leg stabilizer (n/a 935, 950, 1100, 1150)
Mannington® Pavilion vinyl floor covering
Large under sink storage area

Exterior

Extended Cabover (optional on 800, 850)
Atwood® ball screw manual camper jacks
All jack brackets bolted through frame w/metal reinforcement
Torque windows - galley and dinette
PPG® GL-20 Solar Privacy Glass Windows w/screens
Fiberglass rear brow/porch lip
Locking electrical, cable TV and telephone connection center
White framed radius top entry door w/deadbolt lock
White powder coated roof rack and ladder
Radius pass through window to truck cab
Front cabover safety glass window
Insulated storage access doors
Common keyed exterior compartments
Rubber front wall truck bed bumpers
Color coordinated graphics - Aspen Beige (Beige/Emerald) Crystal Blue (Blues/Grays) Greystone (Silver/Gray/Burgundy)
Locking outside access to inside storage (n/a 800, 850)
Access from inside to truck bed storage (800, 850 only)
Rear compartment w/long storage
Basement storage w/sliding tray (n/a 800, 850)

Interior

Kenwood® AM/FM compact disc player w/speakers
25,000 BTU auto ignition furnace (n/a 800, 850)
18,000 BTU auto ignition furnace (800, 850 only)
Solid hardwood cabinet doors - Western Maple finish
Screwed, glued and stapled wood face frame cabinetry
Residential cabinet hardware
Fold down bunk cabinet/storage (n/a 935, 950, 1150)
Color coordinated wall border
Carriage® deluxe residential stain resistant carpet
Flexsteel® residential style premium upholstery fabric & foam
Deluxe upholstered valances & lambrequins
Pleated shade at cabover front window
Full 60” x 80” Queen size bed
Bodyrest® custom innerspring mattress
Designer interior choices - Cedar Ridge (Green/Sage) Chestnut (Tan/Earthtones) Sea & Sand (Blue/Earthtones)
Custom fit designer mattress cover
Designer dinette accent throw pillows
Designer bedroom pillows w/shams
Bedroom folding privacy curtain w/tie back
WilsonArt® laminate lightweight dinette table
Bedroom reading lights
Insulated emergency vent cover over bed
Screened roof vents
Front storm window
Mini blinds in galley, dinette & sleeper area

Options

Shower Skylight (std. 800, 850)
Dinette Skylight (935, 950, 1150 only)
Winegard® Amplified Directional TV Antenna
Winegard® Mounted Satellite Dish w/out Receiver
Flexsteel® Roll-Over Lounge (avail. 1100 only, standard on 900, 930)
Flexsteel® Extended Footrest (avail. 900, 930 and 1100 w/Roll-Over Lounge option only. Eliminates 1 interior access door to storage under dinette. Outside access not eliminated.)
Siemens® Solar Panel (100 watt) w/regulator
Coleman® Roof Air Conditioner - 13,500 BTU High Efficiency
Fan-tastic Fan® w/thermostat
Atwood® Wireless Remote Controlled Electric Camper Jacks
Atwood® Push Button Electric Camper Jacks
Atwood® Swing-Out Jack Brackets - dually trucks
Extended Cabover (800, 850 only) (std. other models)
Manchester® Dual 7.5 gal. LPG Tanks (1100, 1150 only)
6 Gallon Auto-Ignition DSI Water Heater
Samsung® Microwave Oven w/carousel
Carefree® Patio Awning - color coordinated w/exterior graphics
Carefree® Rear Awning - color coordinated w/exterior graphics
Generator Ready (n/a 800, 850) (Includes 7.5 gal. LPG tank upgrade on 1100, 1150 only)
Onan® Microlite XL 2500W LPG Generator-factory installed (n/a 800, 850) (Includes 7.5 gal. LPG tank upgrade on 1100, 1150 only)
Delete Front Cabover Window
Bunk Pads & Safety Net (n/a 935, 950, 1150)
Removable Carpet Kit-Carriage® stain resistant carpet

2004 AlpineLite Limited



EASY TOWING. PERFECT FOR ALL SEASON FUN!

SARATOGA 935 • Greystone Exterior shown with Atwood® Wireless Remote Controlled Electric Jacks, Dinette Skylight, Generator Ready and Air Conditioner options.

No matter the season or weather, Alpenlite Truck Campers are built to provide comfort year 'round. Whether it's summer heat or winter cold, you'll stay comfortable and have a truly rewarding experience. Alpenlite Truck Campers feature rugged construction, superior insulation, a dual battery compartment, high BTU output furnace, enclosed and insulated holding tanks and many other standard features to enhance your journey.

MEET OUR OTHER FRIENDS.

Celebrating our nineteenth year, The Alpenlite Travel Club is a great way to meet fellow owners and participate in fun-filled events. Members receive **The Traveling Echo** newsletter and other great benefits. Contact the Alpenlite Travel Club at (503) 698-4461, see your local dealer or e-mail: AlpenliteC@aol.com.

MAKE PLANS TO TAKE THE *Alpenlite* TOUR.

We invite you to visit our state-of-the-art manufacturing facility located in beautiful Yakima, Washington. During your extensive tour, you will see Alpenlites being assembled with tremendous skill and pride. You'll also see our stringent Quality Assurance Program at work. Tours are available Monday through Thursday at 1:00 pm.

Every effort has been made to use accurate photographs, product descriptions and specifications at the time of printing. However, because of continuous and progressive product improvement, specifications and descriptions, including weights and measures, are subject to change without notice or obligation. All photography shows both standard and optional features available at additional cost. Please consult your authorized dealer or WRV for any clarification prior to purchase.



CIMARRON 850 • Aspen Beige Exterior shown with optional Atwood® Wireless Remote Controlled Electric Jacks and Extended Cabover.

Your Authorized Dealer

Alpenlite Limited **TRUCK CAMPERS**

Manufactured by Western Recreational Vehicles, Inc.
PO Box 9547, 3401 W. Washington Ave. • Yakima, WA 98909
Toll Free Product Information - (800) 777-4133 • www.wrv.com